


"Celtic Cross"

designed by Teresa Wentzler for TW Designworks



Stitch Count: 54H X 44W

Fabric: 28-count platinum Cashel linen from Zweigart®

Design size: 4-1/4" X 3-1/2"

General Instructions:

Stitch over two using two strands floss. When two colors are bracketed together, use one strand of each. Backstitch using one strand of floss. Couch #4 braid and tack cord in place using one strand 729. Attach all beads using one strand ecru.

"Celtic Cross"

designed by Teresa Wentzler

	DMC	Color
	677	old gold, v. lt.
○	676	old gold, lt.
X	729	old gold, med.
▲	435	brown, v. lt.
	680	old gold, dk.
♥	420	hazelnut, dk.
	434	brown, lt.
⊂	522	fern green
Z	3363	pine green, med.
●	520	fern green, dk.
	869	hazelnut, v. dk.
	ecru	ecru

	Mill Hill Petite Glass Beads:
✱	40557 gold
■	42012 royal plum

Kreinik Metallics:

002C cord	gold
002 #4 very fine braid	gold

Stitch in the order given:

1. Complete all cross stitch first. (The #4 gold braid is couched on top of the finished stitching. The gold cord is also straight stitched on top of the cross stitches. There is no need to do fractional stitches under the couching, or in the borders under the cord.)

2. Stitch diamond eyelets: 2 strands 677.

3. Make satin stitch bars (indicated by grey lines): 2 strands 676.

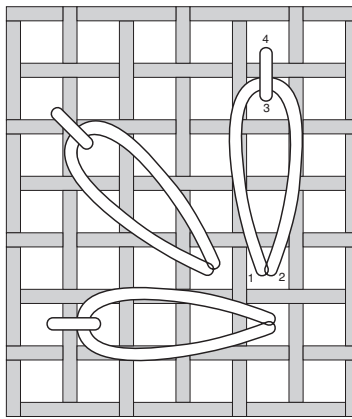
4. Make knotwork motifs: couch the 002 #4 braid in place on the arms of the cross.

5. Make the diamond pattern in the border: straight stitch the 002C cord in place, tacking at intersections to hold the thread in place.

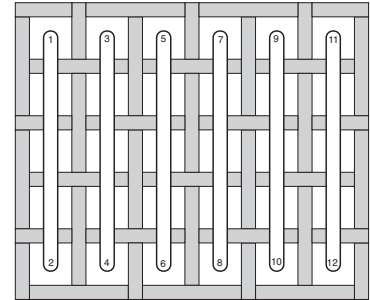
6. Backstitch the rest of the design:
680: backstitch the diamond eyelets
869: backstitch the rest of the design.

7. Make the lazy-daisy stitches where indicated: use one strand each 3363 and 520.


8. Attach beads where indicated.




lazy daisy stitch



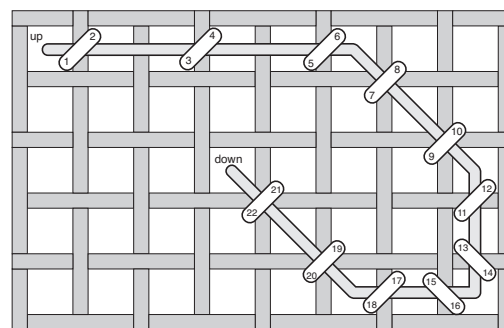
satin stitch



diamond eyelet (over 8 threads)



attaching a bead using a full cross stitch



couching

PLEASE NOTE!! This is a "free" chart, which means you may photocopy it. You may stitch it as many times as you'd like. Shopowners may give it to customers free of charge. However, since TW Designworks retains ownership of the copyright, **you may not sell this chart, or profit from it in any way!** On behalf of needlework designers, I thank you for your support of copyright law. Enjoy! -Teresa Wentzler